

**Components for ø 75 mm ducting**

**Flexible Air Ducts**



**Main features**

Application	for air ducts
Description	air ducts of high mechanical resistance; the duct material contains ions of silver that ensure antistatic, antibacterial and antifungal protection; inner wall with smooth surface ensures low pressure drop for air transport
Transported medium	air
Installation	under ceiling, to ceiling void or concrete screed


**Codes**

<b>FLX-HDPE-A-75</b>	<b>15731</b> (50 m long duct section)
<b>FLX-HDPE-A-75-10</b>	<b>16164</b> (10 m long duct section)

**Technical data**

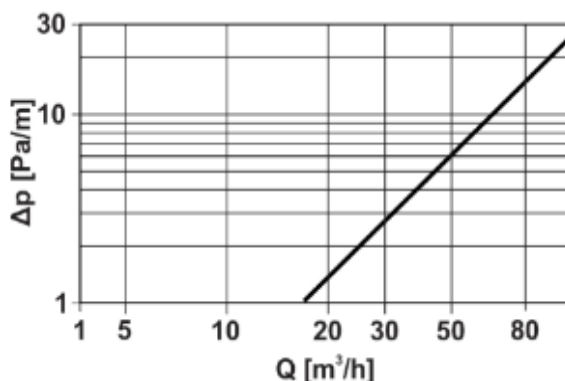
Duct length	10 or 50 m depending on the variant
Outer wall colour	blue
Installation temperature	-5 to 50 °C
Working temperature	-20 to 50 °C
Storage temperature	-40 to 60 °C, protection against direct UV radiation necessary
Weight	0.31 kg/m
Connection tightness	when the system with flexible ducting is used, standard Class B tightness is secured for all connections (without additional seals), in order to reach Class C tightness, either FLX-USC or FLX-USZ gaskets shall be used

**Dimensions**

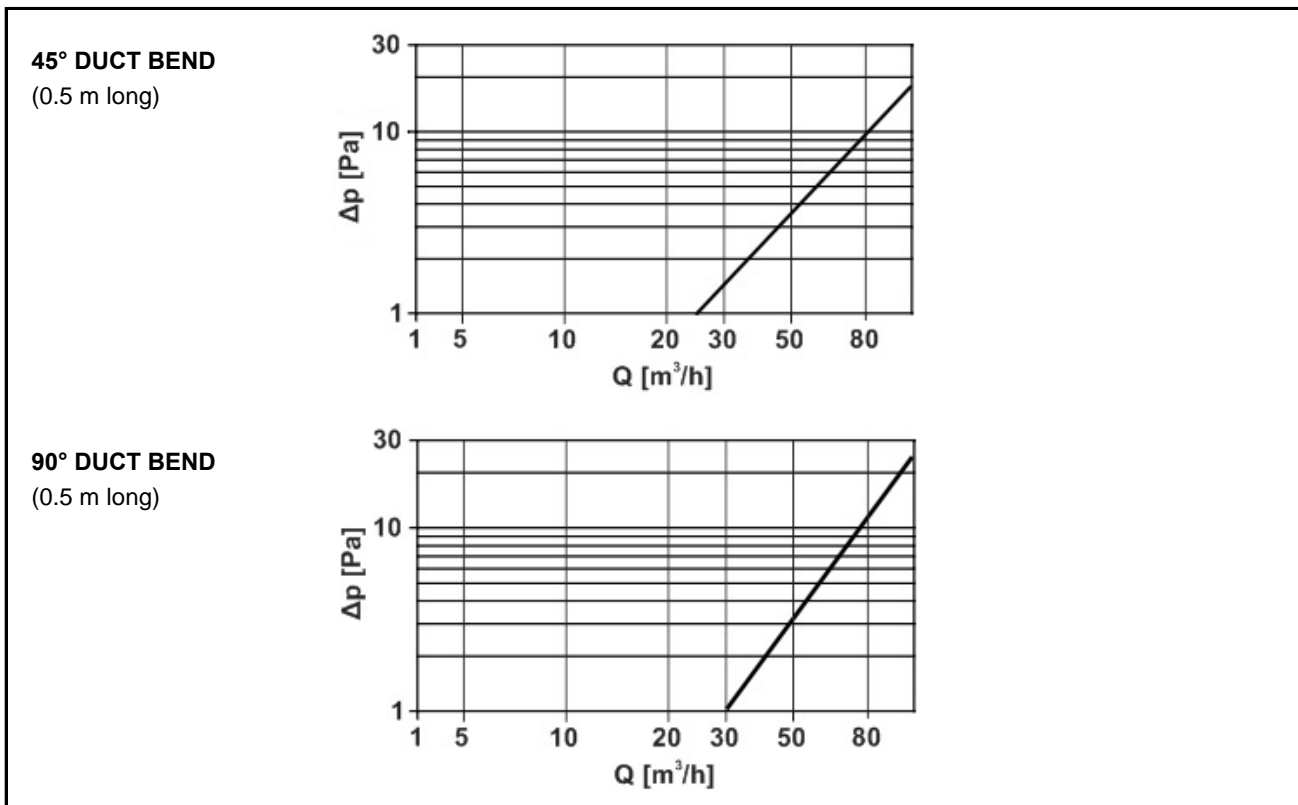


**Pressure drop diagrams**

**STRAIGHT DUCT SECTION**



Components for ø 75 mm ducting



**Air distribution boxes**



Main features	
Application	air flow distribution
Description	connection part for separate branches of duct
Transported medium	air

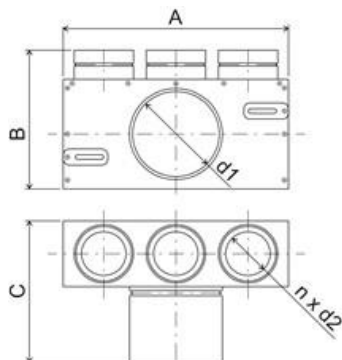
Codes		
<b>FLX-PRO</b>	<b>15733</b>	... FLX-PRO-75-3/125
<b>FLX-RR</b>	<b>16541</b>	... FLX-RR-75/125
<b>FLX-BRR</b>	<b>16536</b>	... FLX-BRR-75-1-3-1/125
	<b>16537</b>	... FLX-BRR-75-2-4-2/125
	<b>16538</b>	... FLX-BRR-75-2-4-2/150
<b>FLX-BRP</b>	<b>16540</b>	... FLX-BRP-75-1-3-1/60x200
	<b>16539</b>	... FLX-BRP-75-2-4-2/60x200

Material	
Material	zinc-plated steel

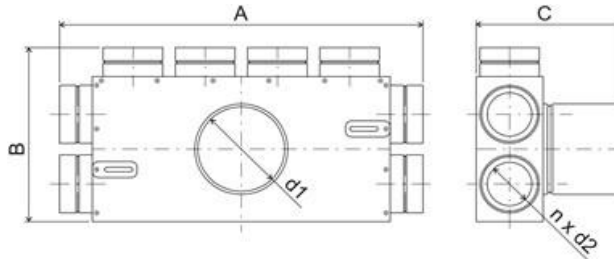
Components for  $\varnothing$  75 mm ducting

Dimensions

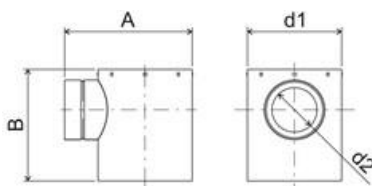
FLX-PRO-75-3/125



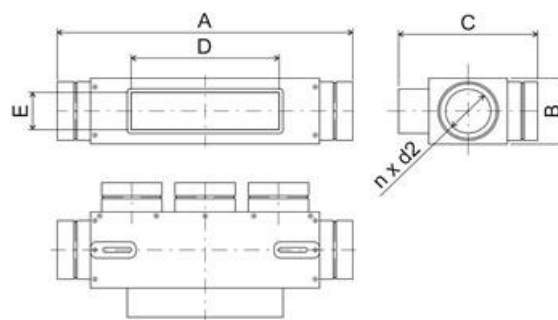
FLX-BRR-75-2-4-2/xxx



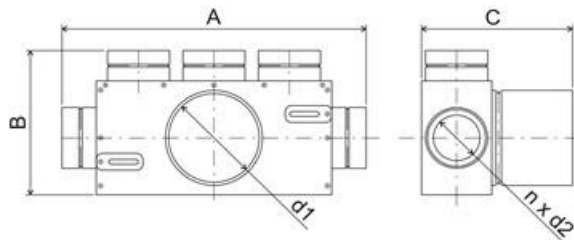
FLX-PRO-75/125



FLX-BRP-75-x-x-x/60x200



FLX-BRR-75-1-3-1/125



All distribution boxes can be extended using extensions **16542** and **16706** if needed, see **Extension for distribution boxes**.

Marking	A [mm]	B [mm]	C [mm]	D [mm]	E [mm]	d <sub>1</sub> [mm]	n x d <sub>2</sub> [mm]
FLX-PRO-75-3/125	303	190	194	-	-	Ø 125	3 x Ø 60
FLX-RR-75/125	169	150	-	-	-	Ø 125	1 x Ø 60
FLX-BRR-75-1-3-1/125	391	190	194	-	-	Ø 125	5 x Ø 60
FLX-BRR-75-2-4-2/125	488	240	194	-	-	Ø 125	8 x Ø 60
FLX-BRR-75-2-4-2/150	488	240	194	-	-	Ø 150	8 x Ø 60
FLX-BRP-75-1-3-1/60x200	391	90	184	196	51	-	5 x Ø 60
FLX-BRP-75-2-4-2/60x200	488	90	280	196	51	-	8 x Ø 60

Duct muffler

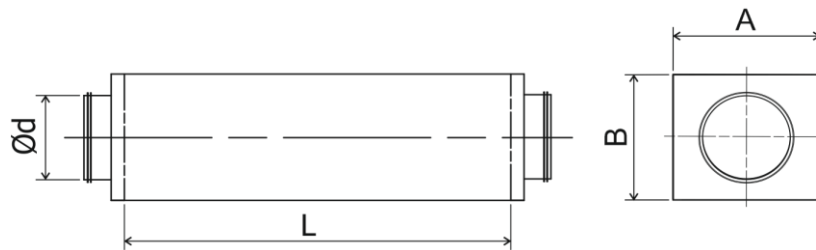


Main features

Application	noise reduction in air ducts
Description	casing is made of steel sheets, filled with 25 mm mineral wool
Transported medium	air

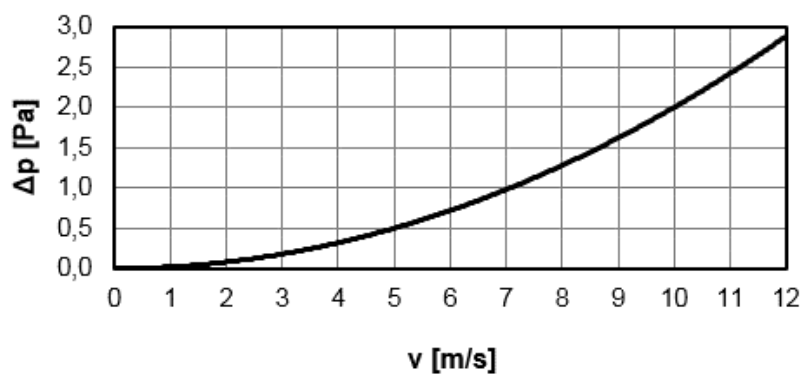
Components for  $\varnothing$  75 mm ducting

Dimensions

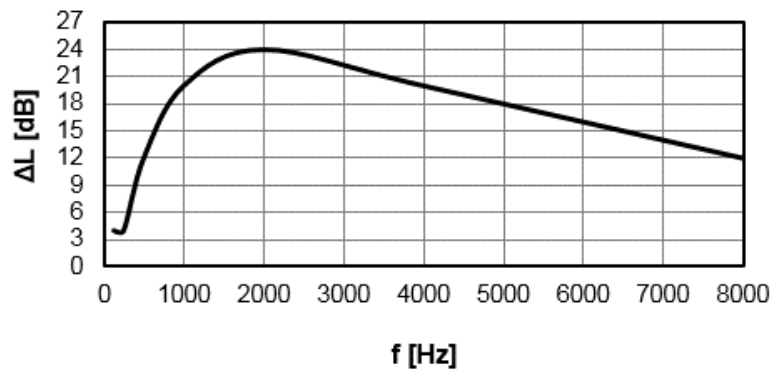


Marking	Code	Ød [mm]	L [mm]	A [mm]	B [mm]	Material
FLX-DAS-75	16646	125	600	175	175	zinc-plated steel

Pressure drop graph



Sound attenuation graph



Butterfly damper

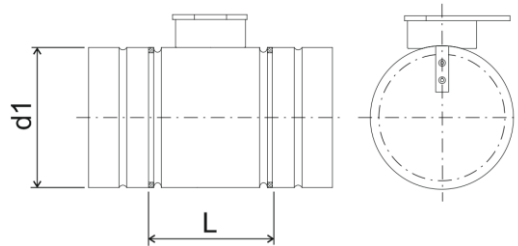


Main features

Application	air flowrate adjustment
Description	movement range for flowrate adjustment is 90°
Working fluid	air flowrate adjustment
Connection tightness	in order to reach C class tightness, gaskets FLX-USC or FLX-USZ shall be used

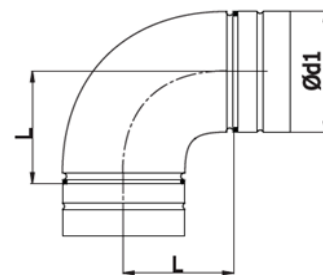
Components for  $\varnothing$  75 mm ducting

Dimensions



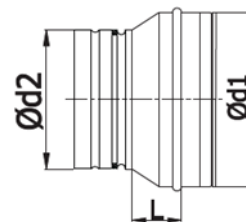
Marking	Code	$\varnothing d_1$ [mm]	L [mm]	Material
FLX-DAS-75	16730	75	110	zinc-plated steel

90° Bend



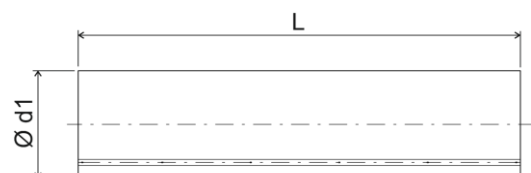
Marking	Code	$\varnothing d_1$ [mm]	L [mm]	Material
FLX-BP-75	15739	75	100	zinc-plated steel

Adapter



Marking	Code	$\varnothing d_1$ [mm]	$\varnothing d_2$ [mm]	L [mm]	Material
FLX-RPC-100-75	15740	100	75	18	zinc-plated steel
FLX-RPC-125-75	15741	125	75	28	zinc-plated steel

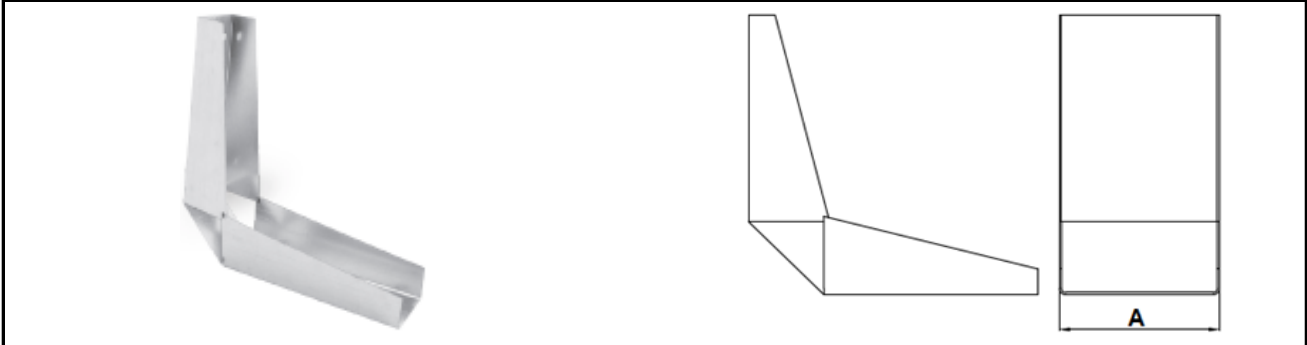
Extension for distribution boxes



Marking	Code	$\varnothing d_1$ [mm]	L [mm]	Material
FLX-P-125-500	16542	125	500	zinc-plated steel
FLX-P-150-500	16706	150	500	zinc-plated steel


Components for  $\varnothing$  75 mm ducting

Support for flexible air duct




Marking	Code	A [mm]	Material
FLX-FAX-75	15752	80	zinc-plated steel

Ceiling outlet



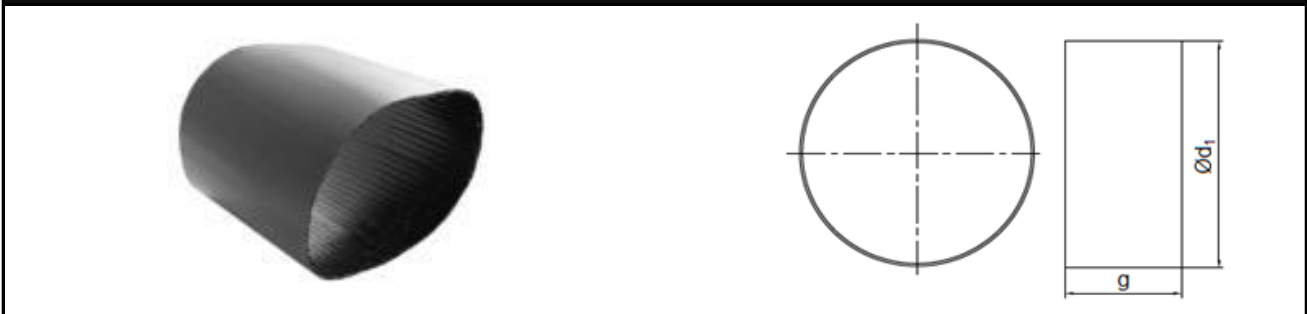
Marking	Code	Ød <sub>1</sub> [mm]	Ød <sub>2</sub> [mm]	L [mm]	Material
SV-75-125	16173	125	75	20	PP

Flexible duct coupler



Marking	Code	Ød <sub>1</sub> [mm]	L [mm]	Material
FLX-MSF-75	15742	75	100	EPDM

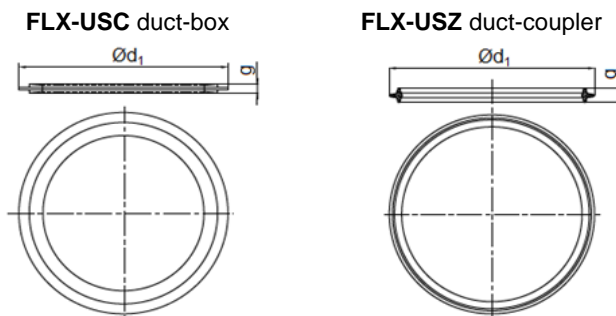
Heat shrink tube (to connect and seal off an air duct/air duct or air duct/distribution box connections)



Marking	Code	Ød <sub>1</sub> [mm]	g [mm]	Material
FLX-UST-75	15749	75	100	PE

Components for  $\varnothing$  75 mm ducting

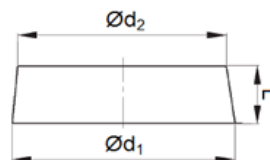
Gaskets for air duct/distribution box connections (FLX-USC) or air duct/coupler connections (FLX-USZ)



NOTE: When FLX-USC and FLX-USZ gaskets are used, the tightness Class C is reached.

Marking	Code	$\varnothing d_1$ [mm]	g [mm]	Material
FLX-USC-75	15748	77	3	EPDM
FLX-USZ-75	15747	78	8	EPDM

Plug for a distribution box (FLX-CF-PVC) and air duct (FLX-CS-PVC)



Marking	Code	$\varnothing d_1$ [mm]	$\varnothing d_2$ [mm]	L [mm]	Material
FLX-CF-PVC-75	15751	80	78	20	PVC
FLX-CS-PVC-75	15750	63	59	20	PVC

Tapes

DUCT-50-50



TALE-50-50



Main features

Description	<p><b>DUCT</b> - universal adhesive tape suitable for many materials and surfaces</p> <p><b>TALE</b> - adhesive tape for sealing off air ducts, also suitable for tight connections of mineral wool insulation parts</p>
-------------	--

Technical data

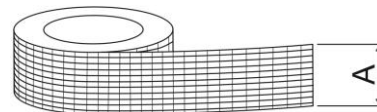
Recomm. application temper.	10 to 40 °C (DUCT, TALE)
Working temperature range	10 to 60 °C (DUCT), -20 to 120 °C (TALE)
Adhesion	12 N / 25 mm (DUCT), 18 N / 25 mm (TALE)

Dimensions

DUCT-50-50



TALE-50-50



Marking	Code	A [mm]	Length [m]	Material
DUCT-50-50	16654	50	50	PE + textile mesh + synthetic glue
TALE-50-50	16655	50	50	Al foil + glass fibres + acrylic adhesive

NOTE: To retain their desired technical properties, the adhesive tapes shall be stored at 21°C and max. 50% RH.